

# Summer Math Ideas

This year in kindergarten we have learned a great deal of math concepts. One very important skill that we have learned and worked on are basic addition/subtraction facts. Students should work on facts to 10 and subtraction from 10. We would recommend working on the following topics during the summer.

## List of skills to work on during the summer:

**Numbers:** 0-31

**Addition:** plus sign, equal sign, total

**Subtraction:** minus sign, equal sign, total

**Measurement:** more/less, taller/ shorter, longer/shorter, heavier/lighter, balance

**Geometry:** 2 dimensional shapes, square, rectangle, circle, straight, side, round

**Geometry:** 3 dimensional shapes, cone, cube, cylinder, sphere, roll, slide, stack

There are many summer bridge books that you are able to purchase for enrichment to use over the summer. This is a recommendation, not mandatory.

Barnes and Noble:

**Summer Bridge Activities, Grades K - 1: Bridging Grades Kindergarten to First**

by Summer Bridge Activities (Compiler)


Amazon:

**Summer Bridge Activities, Grades K-1**

[https://www.amazon.com/s?k=summer+bridge+k-1+grade+workbook&crd=L171KNQCBXBY&srefix=Summer+bridg%2Caps%2C98&ref=nb\\_sb\\_ss\\_ts-doa-p\\_3\\_12](https://www.amazon.com/s?k=summer+bridge+k-1+grade+workbook&crd=L171KNQCBXBY&srefix=Summer+bridg%2Caps%2C98&ref=nb_sb_ss_ts-doa-p_3_12)

**Costco:** Has them available for a short period of time.


# READING CHOICE BOARD



Color a box each time you complete a task.


Get outside! Grab a book and find a comfy spot to read outside.	Lights Out! Grab a flashlight and read in the dark.	Put on a play! Read a story and then act it out for your family.	Hide and Read! Build a pillow fort and read in it.	Virtual Read Aloud! Read to a family member or friend over video chat.	Hat Day! Put on your favorite hat and read.
Draw It Out! Read a book and then draw a picture of the story.	Pajama Day! Put on your favorite pair of PJ's and read.	Character Day! Dress up like your favorite book character.	Be the Author! Write your own book and read it to a family member.	Family Reading Night! Have everyone in your family choose a book to read.	Read the House! Go around the house and look for words that you can read.
Magazine Hunt! Look in a magazine for words you can read.	Lights, Camera, Action! Record yourself reading a book like a movie star.	Silly Socks Day! Put on a pair of silly socks and read.	Read to Someone! Find a pet or plant to read to.		<h2>Read Every Day!</h2>
Stuffed Animal Day! Read to your favorite stuffed animal.	Walk and Read! Go for a walk and look for words around your neighborhood.	Read and Write! Read a favorite book and then write your own story with the characters from that book.	Exercise Day! Every time you read a page, do 10 jumping jacks, squats, sit ups, or toe touches.		

# MATH CHOICE BOARD



Color a box each  
time you  
complete a task.

Write It Out! Practice writing your numbers as high as you can go.	Shape Search! Look around your house for things shaped like a circle.	Add It Up! Count the chairs in your house and the TVs in your house. Then, add them together.	Count and Compare! Count the cans and boxes in your cupboard. Which category has more?	Shape Search! Look around your house for things shaped like a triangle.	Write It Out! Use a stick to practice writing numbers in the dirt as high as you can go.
Flower Graphing! Go for a walk and tally how many flowers you see of each color. Make a graph with the results.	Count It Out! Count how many socks are in your room.	Subtracting Snacks. Grab a handful of a snack and count how many you have. Eat some. How many are left?	Shape Search! Look around your house for things shaped like a square.	Write It Out! Use chalk to write your numbers as high as you can go.	Phone a Friend! Call a friend or family member and count as high as you can!
Magazine Hunt! Look in a magazine for real life shapes. If you can, cut them out and sort them by shape.	Shape Hunt! Look around your house for things shaped like a rectangle.	Measure Mel Use a nonstandard form of measurement to measure how tall someone in your house is.	Write It Out! Use a marker to write your numbers as high as you can go.	<h2>Let's learn!</h2>	
Rocking Out! Have an adult write out addition and subtraction problems. Use rocks as counters to solve.	Walk and Count! Go for a walk and count how many animals you see.	3D Shape Hunt! Look for 3D shapes around your home or neighborhood.	Hopscotch! Use chalk to draw a hopscotch with numbers 1-20. Say each number as you hop.		



Dear Parents,

Here is the list of the vocabulary words that your child will be learning in their reading books. **Please practice them at home.** It is advisable to also make flash cards with a ., !, and ? included. We have made these flash cards in school so your child will soon be composing sentences and questions with these words.

**Smart Start**

I  
can

**Unit 1**

the  
we  
see

**Unit 2**

a  
like

**Unit 3**


to  
and  
go

**Unit 4**

you  
do

**Unit 5**

my  
are  
he  
with



## Unit 6

is  
little  
she  
was

## Unit 7

for  
have  
of  
they  
said  
want

## Unit 8

here  
me  
this  
what

## Unit 9

help  
too  
has  
play  
look  
where

## Unit 10

good  
who  
come  
does